

# Spezifikation für Freigabe / specification for release

Kunde / customer : \_\_\_\_\_

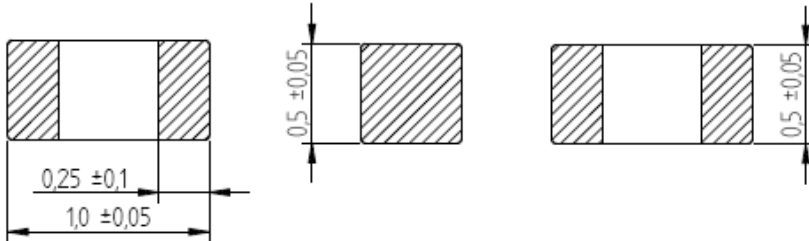
Artikelnummer / part number : **742792780**



Bezeichnung : **Multilayer-SMD-Ferrit**  
 description : **Multilayer-SMD-Ferrite**

DATUM / DATE : 2009-07-28

## A Mechanische Abmessungen / dimensions:

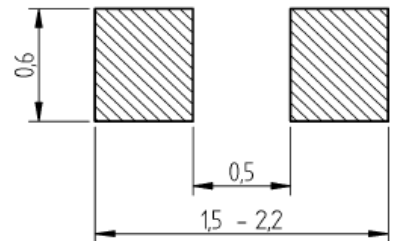


|   | Größe / size 0402 |    |
|---|-------------------|----|
| A | <b>1.0 ± 0.05</b> | mm |
| B | <b>0.5 ± 0.05</b> | mm |
| C | <b>0.5 ± 0.05</b> | mm |
| D | <b>0.25 ± 0.1</b> | mm |
|   |                   |    |
|   |                   |    |
|   |                   |    |
|   |                   |    |

## B Elektrische Eigenschaften / electrical properties:

| Eigenschaften / properties     | Testbedingungen / test conditions |                 | Wert / value | Einheit / unit | tol.        |
|--------------------------------|-----------------------------------|-----------------|--------------|----------------|-------------|
| Impedanz / impedance           | <b>100 MHz</b>                    | Z               | <b>220</b>   | Ω              | <b>±25%</b> |
| Max. Impedanz / max. impedance | <b>450 MHz</b>                    | Z               | <b>360</b>   | Ω              | <b>typ.</b> |
| DC-Widerstand / DC-resistance  |                                   | R <sub>DC</sub> | <b>0.35</b>  | Ω              | <b>max.</b> |
| Nennstrom / rated current      |                                   | I <sub>DC</sub> | <b>300</b>   | mA             | <b>max.</b> |
|                                |                                   |                 |              |                |             |

## C Lötpad / soldering spec.:



## D Prüfgeräte / test equipment:

**Agilent E4991A / Agilent 16197A** für/for Z und/and material  
**HP 34401 A** für/for R<sub>DC</sub> und/and IDC

## E Testbedingungen / test conditions:

Luftfeuchtigkeit / humidity: 33%  
 Umgebungstemperatur / temperature: +20°C

## F Werkstoffe & Zulassungen / material & approvals:

Basismaterial / base material: Ferrit / ferrite

## G Eigenschaften / general specifications:

Lagertemperatur der Bauteile in Tape&Reel Verpackung  
 storage temperature on Tape&Reel: -20°C - + 60°C

Betriebstemp. / operating temperature: -55°C - +125°C

|                                     |                         |      |                         |              |
|-------------------------------------|-------------------------|------|-------------------------|--------------|
| Freigabe erteilt / general release: | <b>Kunde / customer</b> |      |                         |              |
|                                     |                         |      |                         |              |
| Datum / date                        | <b>Würth Elektronik</b> | SMU  | Version 4               | 09-07-28     |
|                                     |                         | SMU  | Update                  | 07-09-20     |
|                                     |                         | SSt  | Update                  | 05-12-16     |
|                                     |                         | SST  | Version 1               | 05-02-11     |
| Geprüft / checked                   | Kontrolliert / approved | Name | Änderung / modification | Datum / date |

**Würth Elektronik eiSos GmbH & Co. KG**

D-74638 Waldenburg · Max-Eyth-Strasse 1 - 3 · Germany · Telefon (+49) (0) 7942 - 945 - 0 · Telefax (+49) (0) 7942 - 945 - 400  
<http://www.we-online.com>

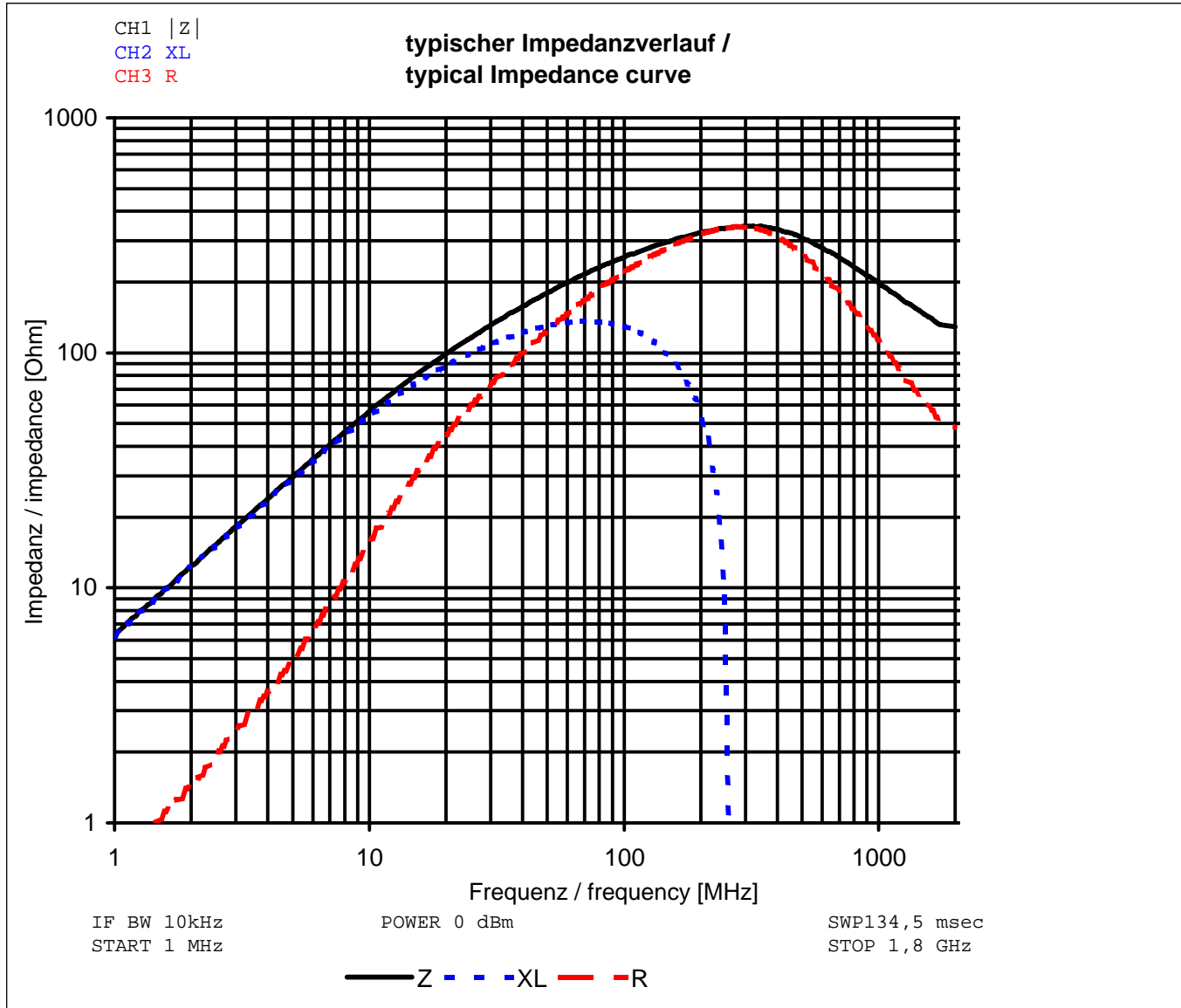
# Spezifikation für Freigabe / specification for release

Kunde / customer : \_\_\_\_\_  
 Artikelnummer / part number : **742792780**  
 Bezeichnung : **Multilayer-SMD-Ferrit**  
 description : **Multilayer-SMD-Ferrite**



DATUM / DATE : 2009-07-28

## H Impedanzverlauf / impedance curve:



|                                     |                          |      |                         |              |
|-------------------------------------|--------------------------|------|-------------------------|--------------|
| Freigabe erteilt / general release: | <b>Kunde / customer</b>  |      |                         |              |
| Datum / date                        | Unterschrift / signature | SMU  | Version 4               | 09-07-28     |
| Geprüft / checked                   | <b>Würth Elektronik</b>  | SMU  | Update                  | 07-09-20     |
|                                     | Kontrolliert / approved  | SSt  | Update                  | 05-12-16     |
|                                     |                          | SST  | Version 1               | 05-02-11     |
|                                     |                          | Name | Änderung / modification | Datum / date |

This electronic component has been designed and developed for usage in general electronic equipment. Before incorporating this component into any equipment where higher safety and reliability is especially required or if there is the possibility of direct damage or injury to human body, for example in the range of aerospace, aviation, nuclear control, submarine, transportation, (automotive control, train control, ship control), transportation signal, disaster prevention, medical, public information network etc, Würth Elektronik eiSos GmbH must be informed before the design-in stage. In addition, sufficient reliability evaluation checks for safety must be performed on every electronic component which is used in electrical circuits that require high safety and reliability functions or performance.

**Würth Elektronik eiSos GmbH & Co. KG**

D-74638 Waldenburg · Max-Eyth-Strasse 1 - 3 · Germany · Telefon (+49) (0) 7942 - 945 - 0 · Telefax (+49) (0) 7942 - 945 - 400  
<http://www.we-online.com>